



Fresher
Thinking
Fresher Food





Introducing
a fresh **NEW LOOK**

and a host of functional

NEW FEATURES

to ensure

EVER FRESH

storage.

Fresher Thinking - Fresher Food

Key Features



Elevating Shelves - *Unique time and space saving feature*

The unique **Elevating Shelf** function allows you to simply slide the lever and raise or lower each shelf by up to 40mm. There's no need to remove any items from the shelf. This maximises the usable space in the refrigerator compartment.

MODELS: MR-508X / 560X



EXCLUSIVE
FEATURE



Tempered Glass Shelves - *Good looking and functional*

All Top and Bottom Mount Mitsubishi Electric Refrigerators feature high quality **Tempered Glass Shelves**. Sturdy enough to hold up to 101 kilograms of grocery items, they are also easy to clean - guaranteeing a safe food storage environment.

MODELS: MR-260X / H290X / 385X / 420X / 455X / 508X / 560X / CU375X / CU415X



Surround Cooling System - *Increased energy efficiency*

The advanced **Surround Cooling System** evenly circulates air throughout the refrigerator by distributing constant airflow to each shelf from the back, sides and the front of the refrigerator compartment. As a result all areas inside the compartment, even the door pockets, quickly regain optimum cooling temperatures after opening. The Surround Cooling System keeps food evenly cooled and fresher for longer.

MODELS: MR-385X / 420X / 455X / CU375X / CU415X



Anti-Bacterial Food Liner - *For longer lasting freshness*

The inner cabinets of Mitsubishi Electric Refrigerators are lined with an **anti-bacterial material** that prevents the growth of bacteria and preserves the freshness of food for longer.

MODELS: MR-260X / 385X / 420X / 455X / 508X / 560X



Deodoriser - *With Minus Ion Technology*

The deodorising function with **Minus Ion Airflow** provides cool air, creating a safer, fresher storage environment. The ions help ward off bacteria, absorbing unpleasant odours and preserving the flavour of food.

MODELS: MR-508X / 560X / CU375X / CU415X



Automatic Ice Maker - *Clean and fresh ice cubes everytime*

Unique to Mitsubishi Electric Multi Drawer Refrigerators, the **Ice Maker** automatically produces clean, fresh ice cubes. Simply fill the water tank with water, as soon as the water is frozen, cubes are twisted and fall into the cube bin located in the freezer drawer. Frost free and fully removable water tank parts ensure easy cleaning and prevent dirt from accumulating.

MODELS: MR-CU375X / CU415X



Modern Design & Functional Features



Sienna

Unique Food Storage Technology

The Mitsubishi Electric Sienna collection teams innovative, new features with contemporary design concepts producing a range of refrigerators which complement any New Zealand kitchen. The unique multi drawer design recognises different foods require different storage conditions to ensure longer lasting freshness.

The leader in multi drawer refrigeration.



- MR-CU375X
376 Litres
- MR-CU415X
415 Litres
- MR CU375X / 415X
Left Hand
Option Available
White & Stainless




MR-CU375 / 415X



Automatic Ice Maker

The **Ice Maker** produces clear, fresh ice cubes, automatically. Frost free and fully removable water tank parts also ensure ease of cleaning.



Tempered Glass Shelves

The **Tempered Glass Shelves** are built to withstand up to 101 kilograms of weight. Practical and easy to clean, they are also adjustable to allow customisation of the fridge compartment.

NOW WITH
GLASS
SHELVES!



Dual-Function Double Sliding Chilled Case

The **Double Sliding Chilled Case** is perfect for storing dairy products, fresh fish or meat and chilling drinks. Food is stored at around 0 degrees, ensuring longer lasting freshness.



Innovative Multi Drawer Design

Designed to take frequency of use into consideration, the refrigerator is located at the top, the fruit and vegetable humidity drawer is in the middle and the freezer drawer is at the bottom. This design minimises the amount of bending required when accessing the refrigerator.



Three-Way Flexi Shelf

A unique feature that allows you to create additional room without having to remove the shelf. Slide the shelf halfway back for taller items in front. Or fold right back to create one large space.

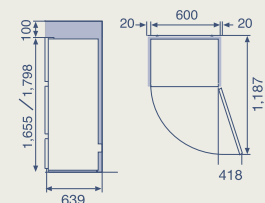
EXCLUSIVE
FEATURE

Features for Refrigerator / Vegetable and Freezer Drawers

| | | | |
|-------------------------------|---------------------------|---|-----------------------------|
| Surround Cooling System | Deodoriser with Minus Ion | Super Quiet Operation | Double Sliding Chilled Case |
| Crystal Three-Way Flexi Shelf | Adjustable Glass Shelves | Multi Purpose Egg Shelf with 1 Egg Rack | Multi Purpose Door Pockets |
| Door Alarm | Frost Free | CFC Free | Auto Ice Maker |
| Vegetable Case | 4 Castors | 2 Adjustable Feet | |



| |
|---|
| REFRIGERATOR 198 Litres (375X) 237 Litres (415X) |
| VEGETABLE DRAWER 111 Litres |
| FREEZER DRAWER 67 Litres |



MR-CU375X: 600W x 639D x 1655H mm
MR-CU415X: 600W x 639D x 1798H mm

Upright Frost Free Freezer



MF-U160X
160 Litres



MF-U160X



Frost Free Freezer

Say goodbye to manually defrosting your freezer. The Mitsubishi Electric **Frost Free Freezer** automatically prevents ice build up in the freezer compartment.



Slimline Upright Design

The modern **Slimline Design** features a door that opens up to 90 degrees, allowing for the easy removal of drawers for cleaning.



Transparent Drawers

The internal freezer storage is divided into a number of **Transparent Drawers** that allow quick and easy selection of items. This minimises the amount of time spent with the door open, reducing the loss of cold air.



Rapid Freeze Mode

To freeze items quickly, simply press the **“Rapid Freeze”** button to activate the special fast-freeze cycle.

Energy Efficient Design

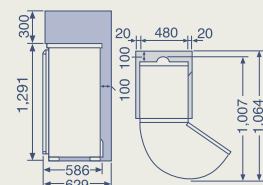
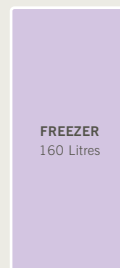
The **External Temperature Control Panel** allows manual temperature adjustments to be easily made without losing cool air.

The **Multi Purpose Sliding Cases** keep the freezer cooler by minimising loss of cool air. There are plenty of drawers to keep the freezer tidy and each drawer has plenty of space to store multiple food items.

The **Aluminium Tray** speeds up freezing time, and is especially handy for quickly freezing large bulky items using **Rapid Freeze Mode**.

Freezer Features

| | | | |
|------------------------------|-----------------|-------------------|--------------------|
| Frost Free | CFC Free | Rapid Freeze Mode | Fan Cooling System |
| Freezer Drawers | Door Pocket | Aluminum Tray | Ice Tray |
| External Temperature Control | Adjustable Foot | | |



MF-U160X: 480W x 586D x 1291H mm

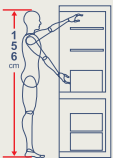
Bottom Mount Freezer



MR-H290X
290 Litres



MR-H290X



Top Mount Refrigeration Design

For easy access, the MR-H290X bottom mount design focuses on the frequency of use. The more frequently used refrigerator compartment is placed above the freezer. The ergonomic design reduces the amount of bending needed.



Tempered Glass Shelves

The **Tempered Glass Shelves** are built to withstand up to 101 kilograms of weight.



Crystal Clear Ice

The MR-290X features a unique ice cube tray that eliminates air bubbles to give crystal clear ice cubes.


Multi Purpose Box

The **Multi Purpose Box** can be used to store either fruit separately in the vegetable crisper or eggs and small food items in the refrigerator.



Large Door Pocket

The door pocket also features handy side door access, designed for convenient storage and retrieval of large and small bottles.

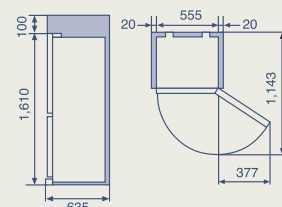
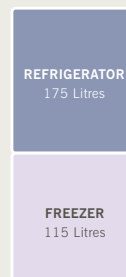


Freezer Drawers

The Freezer Drawers allow for quick and easy selection of items.

Features for Refrigerator / Freezer

| | | | |
|--------------------|----------------------------|--------------------------------|-----------------|
| Fan Cooling System | 2 Tempered Glass Shelves | Fruit and Vegetable Crisper | Egg Rack |
| Multi Purpose Box | Multi Purpose Door Pockets | Large Bottle Pocket | |
| Frost Free | CFC Free | Extra Large Frost Free Freezer | Freezer Drawers |
| Ice Box | Crystal Clear Ice | Adjustable Foot | |

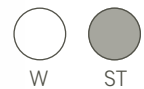


MR-H290X: 555W x 635D x 1610H mm

Slim Design



MR-260X
260 Litres




MR-260X



Revolving Ice Tray

Ice cubes are released from the tray with just a simple twist of the revolving handle.



Tempered Glass Shelves

The **Tempered Glass Shelves** are built to withstand up to 101 kilograms of weight.

NOW WITH GLASS SHELVES!



Large Door Pocket

The clever door pocket is designed for convenient storage and retrieval of large and small bottles. The door pocket also features handy side door access.



Sliding Chilled Case

Equipped with a smooth-sliding roller, the **Sliding Chilled Case** allows for easy access and is great for storing dairy products, fresh fish or meat and chilling drinks. Food is stored at around 0 degrees, ensuring longer lasting freshness.

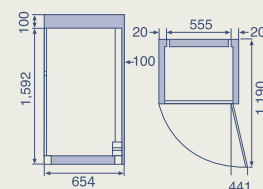
Adjustable Door Shelf

The **Adjustable Door Shelf** offers more storage to suit your needs and each pocket is adjustable for different shapes and sizes.



Features for Refrigerator / Freezer

| | | | |
|----------------------------|---------------------------|-----------------------------|--------------------------|
| Front Cooling System | Anti-Bacterial Food Liner | Deodoriser | 4 Tempered Glass Shelves |
| Jumbo Sliding Chilled Case | 1 Egg Rack | Fruit and Vegetable Crisper | Big Bottle Pockets |
| Adjustable Door Shelf | Frost Free | CFC Free | Revolving Ice Tray |
| Adjustable Foot | | | |



MR-260X: 555W x 654D x 1592H mm

Functional Design



- MR-385X
385 Litres
- MR-420X
420 Litres
- MR-455X
454 Litres
- MR-385X
Left Hand
Option Available
White & Stainless



MR-385X / 420X / 455X



Surround Cooling System

Mitsubishi Electric's innovative **Surround Cooling System** distributes a constant stream of chilled air to each shelf to ensure every corner of the refrigerator is cooled evenly so that all food items remain fresh. All areas inside the refrigerator compartment, even door pockets, quickly regain optimum cooling temperatures after opening.



Big Tower Light

The refrigerator is brightly illuminated by a tower-style light making the contents easy to see.




Tempered Glass Shelves

The **Tempered Glass Shelves** are built to withstand up to 101 kilograms of weight.

Adjustable Door Pockets

The **Adjustable Door Pockets** offer more storage to suit your needs and each pocket is adjustable for different shapes and sizes.



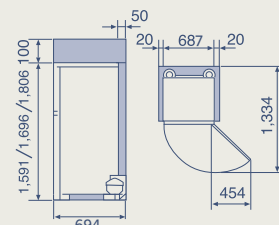
Jumbo Sliding Chilled Case

Equipped with a smooth-sliding roller, the **Jumbo Sliding Chilled Case** allows for easy access and is great for storing dairy products, fresh fish or meat and chilling drinks. Food is stored at around 0 degrees, ensuring longer lasting freshness.

Features for Refrigerator / Freezer

| | | | |
|------------------------------|--|-----------------------------|------------------------|
| Surround Cooling System | Anti-Bacterial Food Liner | Deodoriser | Tempered Glass Shelves |
| Jumbo Sliding Chilled Case | Multi Purpose Egg Shelf with 2 Egg Racks | Fruit and Vegetable Crisper | Adjustable Door Shelf |
| Big Bottle Pockets & Stopper | Big Tower Light | Frost Free | CFC Free |
| Revolving Ice Tray | 2 Adjustable Feet | 4 Castors | |

| |
|--|
| FREEZER 130 Litres (385X) 140 Litres (420X) 150 Litres (455X) |
| REFRIGERATOR 255 Litres (385X) 290 Litres (420X) 324 Litres (455X) |



MR-385X: 687W x 694D x 1587H mm
MR-420X: 687W x 694D x 1692H mm
MR-455X: 687W x 694D x 1802H mm



Innovative New Features



MR-508X
508 Litres

MR-560X
560 Litres




MR-508X / 560X



Adjustable Elevating Shelf


Simply slide the lever and you can raise or lower the **Elevating Shelf** by up to 40mm. There's no need to remove any items from the shelf...what could be easier than that?

EXCLUSIVE
FEATURE



Two-Way Glass Flexi Shelf

A unique feature that allows easy adjustment for this shelf to create the space you want. Use two full glass tiers, or slide the shelf halfway back for taller items in front. Plus, the tough and strong flexi shelf has the ability to hold up to 101 kilograms.



Tempered Glass Shelves


The **Tempered Glass Shelves** are built to withstand up to 101 kilograms of weight.

*MR-508X: One Tempered Glass Shelf
*MR-560X: Two Tempered Glass Shelves



Multi Airflow Cooling System

Six different temperature sensors work to adjust the refrigerator compartment temperature and humidity level preserving food's freshness. Cooled air is dispensed from both sides, and from the front and back of the refrigerator compartment.



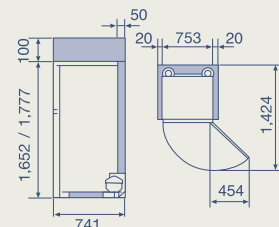
Jumbo Sliding Chilled Case

Equipped with a smooth-sliding roller, the **Jumbo Sliding Chilled Case** allows for easy access and is great for storing dairy products, fresh fish or meat and chilling drinks. Food is stored at around 0 degrees, ensuring longer lasting freshness.

Features for Refrigerator / Freezer

| | | | |
|------------------------------------|---------------------------|-------------------------------------|--|
| Multi Airflow Cooling System | Anti-Bacterial Food Liner | Deodorising Function with Minus Ion | Jumbo Sliding Chilled Case |
| Two-Way Glass Flexi Shelf | Tempered Glass Shelves | Elevating Shelf | Multi Purpose Egg Shelf with 2 Egg Racks |
| Fruit and Vegetable Crisper Roller | Adjustable Door Shelf | Big Bottle Pockets & Stopper | Big Tower Light |
| Frost Free | CFC Free | Revolving Ice Tray | |
| 4 Castors | 2 Adjustable Feet | | |

| |
|---|
| FREEZER 178 Litres (508X) 182 Litres (560X) |
| REFRIGERATOR 330 Litres (508X) 382 Litres (560X) |



MR-508X: 753W x 741D x 1652H mm
MR-560X: 753W x 741D x 1777H mm



Specifications

| | | | Classic Collection | | | | | | | | Sienna | |
|-----------------------------------|-------------------|-------|--------------------|----------------|--------------------|------------------|---------|---------|---------------|-----------|------------------|-------------|
| REFRIGERATOR TYPE | | | Freezer | Bottom Freezer | 2 Door Top Freezer | | | | | | Multi Drawer | |
| MODEL | | | MF-U160X | MR-H290X | MR-260X | MR-385X | MR-420X | MR-455X | MR-508X | MR-560X | MR-CU375X | MR-CU415X |
| CAPACITY (LITRE) | Freezer Room | NET | 144 | 90 | 61 | 105 | 105 | 105 | 147 | 147 | 64 | 64 |
| | | GROSS | 160 | 115 | 75 | 130 | 130 | 130 | 178 | 178 | 67 | 67 |
| | Refrigerator Room | NET | - | 160 | 177 | 239 | 274 | 313 | 307 | 357 | 183 | 218 |
| | | GROSS | - | 175 | 185 | 255 | 290 | 324 | 330 | 382 | 198 | 237 |
| | Vegetable Room | NET | - | - | - | - | - | - | - | - | 74 | 74 |
| | | GROSS | - | - | - | - | - | - | - | - | 111 | 111 |
| | Total | NET | 144 | 250 | 238 | 344 | 379 | 418 | 454 | 504 | 321 | 356 |
| | | GROSS | 160 | 290 | 260 | 385 | 420 | 454 | 508 | 560 | 376 | 415 |
| DIMENSIONS | Width (mm) | | 480 | 555 | 555 | 687 | 687 | 687 | 753 | 753 | 600 | 600 |
| | Height (mm) | | 1291 | 1610 | 1592 | 1587 | 1692 | 1802 | 1652 | 1777 | 1655 | 1798 |
| | Depth (mm) | | 586 | 635 | 654 | 694 | 694 | 694 | 741 | 741 | 639 | 639 |
| WEIGHT (KG) | Net | | 37 | 54 | 53 | 70 | 73 | 78 | 87 | 94 | 69 | 73 |
| | Gross | | 40 | 60 | 60 | 76 | 81 | 86 | 96 | 103 | 76 | 80 |
| CLEARANCE DIMENSIONS | Behind (mm) | | 50 | - | 100 | 50 | 50 | 50 | 50 | 50 | - | - |
| | Above (mm) | | 300 | 100 | 100 | 100 | 100 | 100 | 100 | 100 | 100 | 100 |
| | Each Side (mm) | | 20 | 20 | 20 | 20 | 20 | 20 | 20 | 20 | 20 | 20 |
| CASTORS | | | - | - | - | 4 | 4 | 4 | 4 | 4 | 4 | 4 |
| ADJUSTABLE FOOT | | | 1 | 1 | 1 | 2 | 2 | 2 | 2 | 2 | 2 | 2 |
| COOLING SYSTEM | | | FAN COOLING | FAN COOLING | FRONT COOLING | SURROUND COOLING | | | MULTI AIRFLOW | | SURROUND COOLING | |
| CFC FREE | | | • | • | • | • | • | • | • | • | • | • |
| ANTI-BACTERIAL FOOD LINER | | | - | - | • | • | • | • | • | • | - | - |
| DEODORISER | | | - | - | FILTER | FILTER | FILTER | FILTER | FILTER | FILTER | FILTER | FILTER |
| MINUS ION | | | - | - | - | - | - | - | • | • | • | • |
| DOOR ALARM | | | - | - | - | - | - | - | - | - | • | • |
| ENERGY STAR RATING | | | 3 | 3 | 3.5 | 4 | 4 | 4 | 4 | 4 | 3 | 3 |
| KWH/YEAR | | | 436 | 520 | 431 | 490 | 495 | 525 | 540 | 570 | 570 | 580 |
| FREEZER COMPARTMENT: | | | | | | | | | | | | |
| FROST FREE | | | • | • | • | • | • | • | • | • | • | • |
| FREEZER CASE LOWER / CASE UPPER | | | - | - | - | - | - | - | - | - | 1 | 1 |
| AUTOMATIC ICE MAKER | | | - | - | - | - | - | - | - | - | • | • |
| ICE BOX / ICE SCOOP | | | - / - | 1 / - | 1 / - | 1 / - | 1 / - | 1 / - | 1 / - | 1 / - | 1 / 1 | 1 / 1 |
| REVOLVING ICE TRAY | | | - | - | 2 | 2 | 2 | 2 | 3 | 3 | - | - |
| ICE TRAY | | | 1 | 1 | - | - | - | - | - | - | - | - |
| FREEZER DRAWERS | | | 4+1 Small | 2 | - | - | - | - | - | - | - | - |
| FREEZER POCKET | | | 1 | - | 2 | 2 | 2 | 2 | 2 | 2 | - | - |
| CRYSTAL SHELF | | | - | 1 | 2 | 1 | 1 | 1 | 2 | 2 | - | - |
| RAPID FREEZE | | | • | - | - | - | - | - | - | - | - | - |
| REFRIGERATOR COMPARTMENT: | | | | | | | | | | | | |
| ELEVATING SHELF™ | | | - | - | - | - | - | - | 1 (Glass) | 1 (Glass) | - | - |
| THREE-WAY FLEXI SHELF | | | - | - | - | - | - | - | - | - | 1 (Crystal) | 1 (Crystal) |
| TWO-WAY FLEXI SHELF | | | - | - | - | - | - | - | 1 (Glass) | 1 (Glass) | - | - |
| TEMPERED GLASS SHELF | | | - | 2 | 4 | 3 | 3 | 4 | 1 | 2 | 2 | 3 |
| CRYSTAL SHELF | | | - | 1 | - | - | - | - | - | - | - | - |
| SLIDING CHILLED CASE | | | - | - | 1 | 1 | 1 | 1 | 1 | 1 | 2 | 2 |
| EGG RACK | | | - | 1 | 1 | 2 | 2 | 2 | 2 | 2 | 1 | 1 |
| VEGETABLE CRISPER ROLLING DRAWER | | | - | - | - | - | - | - | 1 | 1 | - | - |
| VEGETABLE CRISPER | | | - | 1 | 1 | 1 | 1 | 1 | - | - | - | - |
| ADJUSTABLE DOOR POCKET | | | - | 2 | 3 | 3 | 3 | 4 | 2 | 3 | 2 | 3 |
| BOTTLE POCKET | | | - | 1 | 2 | 2 | 2 | 2 | 2 | 2 | 1 | 1 |
| BOTTLE STOPPER | | | - | - | - | 1 | 1 | 1 | 2 | 2 | - | - |
| LIGHT | | | - | • | • | BIG TOWER LIGHT | | | | | | |
| VEGETABLE COMPARTMENT: | | | | | | | | | | | | |
| VEGETABLE CASE LOWER / CASE UPPER | | | - | - | - | - | - | - | - | - | 1 | 1 |
| COLOUR: | WHITE | | W | W | W | W | W | W | W | W | W | W |
| | STAINLESS STEEL | | - | ST | ST | ST | ST | ST | ST | ST | ST | ST |
| LEFT HAND: | WHITE | | - | - | - | • | - | - | - | - | • | • |
| | STAINLESS STEEL | | - | - | - | • | - | - | - | - | • | • |

Classic Collection



MF-U160X
160 Litres
Upright Freezer



MR-H290X
290 Litres
Bottom Mount Freezer



MR-260X
260 Litres
Top Mount Freezer



MR-385X
385 Litres
Top Mount Freezer

Optional:
Left hand



MR-420X
420 Litres
Top Mount Freezer



MR-455X
454 Litres
Top Mount Freezer



MR-508X
508 Litres
Top Mount Freezer



MR-560X
560 Litres
Top Mount Freezer

Sienna



MR-CU375X
376 Litres
Multi Drawer

Optional:
Left hand



MR-CU415X
415 Litres
Multi Drawer

Optional:
Left hand

WARRANTY

Every Mitsubishi Electric Refrigerator is backed by a 2 Year Parts and Labour Warranty and a 5 Year Compressor Warranty.

CUSTOMER SERVICE

For more information on Mitsubishi Electric Refrigeration, please call our customer service team on **0800 784 382**.



AUCKLAND

Unit 1, 4 Walls Road
PO Box 12-726, Penrose
Phone (09) 526 9347, Fax (09) 526 9348

WELLINGTON (HEAD OFFICE)

1 Parliament Street
PO Box 30-772, Lower Hutt
Phone (04) 560 9147, Fax (04) 560 9133

CHRISTCHURCH

Suite 2, Level 1, 37 Mandeville Street
PO Box 1604, Christchurch
Phone (03) 341 2837, Fax (03) 341 2838

www.bdt.co.nz

New publication effective August 2009. All features and specifications are subject to change and amendment at anytime.
Where specifications are critical to design or pre-build we advise that you seek confirmation of accuracy from our product management team on (04) 560 9100.