

— High quality, Quick & Compact —

# Monochrome printing pioneer.. Mitsubishi

## A Digital Printer with Simple Analog-like Operation

The round adjustment knob is ergonomic and easy to use, enabling the smooth fine-tuning of brightness, contrast and sharpness. Adjustment so convenient, there is no need to open the printer driver.



**NEW**  
DIGITAL MONOCHROME  
PRINTER **P95DW**



— High quality —

## 16-bit Internal Processing

### New Thermo-sensitive Paper

Uses high-gloss K95HG thermal paper for vivid high-density images.

### New Thermal Head

Beautiful pixels and smooth processing ensure optimal digital images.

### New ASIC Image Processing

Internal 16-bit image processing simultaneously realizes high picture quality and faster printing.

— Quick —

## 1.9sec (1 print)

### High-speed Printing

Prints images at 1.9 sec per sheet, 1.8 sec faster than our previous model, P93DW.

Model	P95DW	P93DW
Printing time (standard)	1.9 sec	3.7 sec

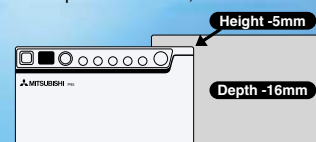
(1280x960 pixels, excl. line-feed time)

— Compact —

## 12% Size Reduced

### Streamlined Design

Height reduced 5mm and depth reduced 16mm, for a streamlined 12% overall reduction in unit size compared to our previous model, P93DW.



P95DW

Previous model

### Newly Developed Thermal Head & LSI Image Processing

Medical and other fields that require precise graphics will benefit from the adoption of a newly developed thermal head that ensures clear, sharp imagery. Optimal thermal control is obtained in combination with a 16-bit arithmetic LSI processor, enabling the high-speed reproduction of images with high picture quality and sharp gradation. The P95DW prints a sheet in 1.9 sec flat – 1.8 sec faster than our previous model. Fusing speed and beauty, Mitsubishi is evolving the world of monochrome printing.

Color bleeding and letter distortion are literally a thing of the past

**High Speed, High Resolution, Digital Monochrome printer by MITSUBISHI**

Previous

**High Speed, High Resolution, Digital Monochrome printer by MITSUBISHI**

P95DW

### Print White Space Largely Reduced

Compared to the P93DW, the number of prints per roll of recording paper has been increased 12%.

### Convenient Functions

- **New image-processing LSI with built-in enlargement function**  
Compared to driver processing, data transfer speed is increased. Choose from some image interpolation formats.
- **100x450mm long print compatibility (1280x5760 pixels)**
- **Thermal paper replacement possible when the power is off.**

### Specifications

Item	Description	
Printing system	Thermal line head printing on thermal paper	
Head resolution	1280dots / 100mm (325dpi)	
Gradation	256 gray-scale	
Thermal paper	Standard	KP61B-CE / KP61S-CE
	High-density	KP65HM-CE
	High-gloss	K95HG / KP91HG-CE
Print size	Standard	100x75mm
Print resolution	Standard	1280x960dots
Printing time	Standard	1.9sec / sheet (100x75mm, excl. data transfer time)
Image processing	Discretionary expansion ratio	Possible
	Internal processing bit	16-bit
Gamma	5 types	
Input / Output signal	USB digital signal (USB Ver. 2.0)	
Display	2-digit LED	
Operation	Rotary knob & buttons	
Printer driver	Microsoft Windows 2000, Windows XP compatible	
Outer dimensions	154 (W) x 84.5 (H) x 239 (D)	
Weight	Approx. 2.6kg	
Power supply	100-240V AC, 50 / 60Hz, 1.5-0.8A	
Operating Temperature	5 – 40°C	
Accessories	Power cord, Operation Manual	


### Options (Thermal recording paper)

KP61B-CE / KP61S-CE	Standard thermal roll paper
KP65HM-CE	High-density thermal roll paper
KP91HG-CE	High-gloss thermal roll paper
K95HG	High-gloss thermal roll paper (new)

### Part Names


- Indicates set values with large and easy-to-read two-digit LED (2) digital display.
- User-friendly rotary knob (adjustment knob 3) adopted.
- Comes standard with BRT (printer brightness 4), CONT (printer contrast 5) and SHARP (printer sharpness 6) features.
- Function button for a wide range of operation uses (gamma curves, adjustment knob lock, etc. 7).

### Operation Panel



1. Door-open button
2. Indicator
3. Rotary knob
4. BRT (printer brightness) button
5. CONT (printer contrast) button
6. SHARP (printer sharpness) button
7. FUNC (function) button
8. FEED (feed) button
9. COPY (copy) button
10. Print exit/cutter
11. Potential equalization terminal
12. USB terminal
13. Power supply (AC line)
14. Power switch

### Outer Dimensions (Unit: mm)



**MITSUBISHI ELECTRIC CORPORATION**  
HEAD OFFICE : TOKYO BLDG., 2-7-3, MARUNOUCHI, CHIYODA-KU, TOKYO 100-8310, JAPAN