



**MITSUBISHI  
ELECTRIC**

*Changes for the Better*

MITSUBISHI VIDEO COPY PROCESSOR  
CP30W

**High resolution images at 423DPI.  
User-friendly front access.  
A video printer with a new style.**



High resolution  
**423DPI**

VIDEO COPY PROCESSOR | **CP30W** NEW

# VIDEO COPY PROCESSOR CP30W

High resolution  
**423DPI**

## User-friendly front access, high performance DSP and a new head control engine achieve lifelike picture quality.

The combination of a new head control engine and high performance DSP delivers crisp, sharp images.

CP30W lifelike printing match with digital picture quality prints.

In addition, paper and ink ribbon loading operations are done directly from the front of the unit.

The control panel smartly stowed into the printer when not in use.

User-friendly LCD and LED status display for viewing functions and settings, easy and simple for medical operators.

Absolute performance and quality for a wide range of health care needs.

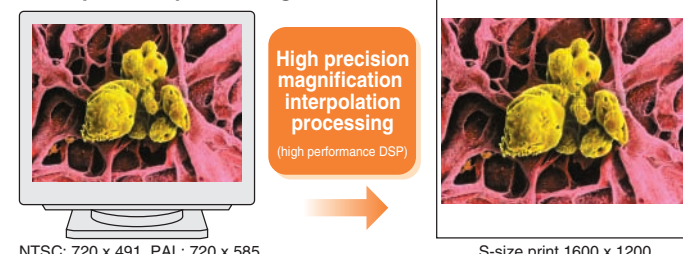
## Work Saving Much more simple

Front access allows trouble-free maintenance as well as paper feed

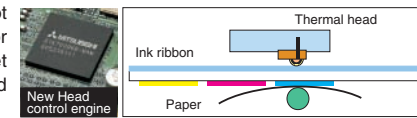
## High Quality Lifelike quality

With the high performance DSP and new head control engine, achieve lifelike quality images on par with digital quality

Achieve lifelike images using high precision magnification interpolation processing.




Achieve lifelike image quality on par with digital printers using the Mitsubishi's original, new head control engine. In addition, the high performance DSP uses high precision magnification interpolation of the analog video signal to convert to a high resolution digital image. Furthermore, the head control engine exercises thermal control over a wide, dynamic 16-bit range. This instant and optimal thermal control of the high resolution 423DPI thermal head means clear, smear-free (print direction bleeding) image gradation. Moreover, it reduces heat between adjacent dots thus elevating small dot reproduction to new levels. For example, white letters set against a black background reproduce brilliantly.



Incredible improvements to letter scrunching and color smearing reduction.

Brilliant, smear-free gradation



Enhanced reproduction for each line and dot, horizontal line and small letters are also vivid



High-speed output 16 seconds for S-size.

Printing is fast. Only 16 seconds for S-size, 25 seconds for L-size.

S-size  
Approximately 16 seconds

L-size  
Approximately 25 seconds

\*When using standard type paper/ink ribbon cassette

## Operability Much more user-friendly

User-friendly operability

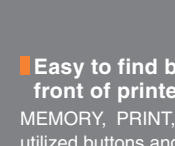
The control panel can be neatly stored in the main unit.

Buttons for use in various functions are conveniently placed above the compact control panel. The control panel is a built-in type that can be stored within the main unit when finished. Worry-free from misplaced remote.



Front panel design allows ease of operation and viewing.

Convenient LED status display for function viewing is setup with a 16-letter, 2-row, Liquid Crystal Display. Easily configure desired settings with the control panel while viewing the LCD. The position of the function viewer, LED status display is easy to see, even if put into a rack. So, the paper-out condition can be easily read.



Easy to find basic operation buttons located on front of printer.

MEMORY, PRINT, MONITOR buttons separated from less utilized buttons and situated in an easy to find location.



## Usability More convenient

Function and performance to meet a wide variety of health care needs

A lineup of excellent weather and light resistant overcoat media. Over coat media with a shelf-life equivalent to silver halide photographs. This media even if exposed to sunlight or florescent lamplight, doesn't succumb to much color fading or fingerprinting. In addition, color migration is reduced in the standard media.

8 frame memory with a high capacity 32MB memory.

It comes with a high capacity 32MB memory that supports high throughput performance. It has the memory to store, in succession, images that need printing even while printing. Stores up to 8 screens.

Multi-print function broadens printer applications.

2 or 4 split-screen multi-print function.

NTSC/PAL dual signal system automatic detection.

Automatic detection allows for the elimination of troublesome switching operations. Furthermore, the main printer 1 interfaces with both NTSC and PAL systems.

Optimum functions for medical image printing.

Easy color adjustments and  $\gamma$ -curve refinement by user. It comes with multiple image settings designed for medical equipment such as endoscopes, ultrasound systems, etc. Moreover equipment also supports synchronous stroboscope function of Retinal cameras. Supports the RS232C and also the foot switch.

Gentle, low noise design for the medical workplace.

Utilization of a high-speed control cooling fan and improvements in heat dissipation design. Approximately 6 db lower than our previous models in motion noise reduction (during standby) due to a drastic reduction in mechanical motion noise when printing.

Industry first

Automatic loading for trouble-free ribbon cartridge replacement.

Single action operation, by placing the ribbon cartridge into the front of the unit. Empty ink cartridge is automatically ejected for easy replacement. Trouble-free from printer drawer opening and closing.

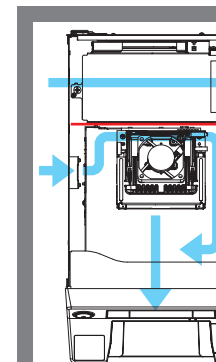
\*Oct 2006 according to our company preparations (CP30D implementation)



Space-saving main unit storage.



Easy cartridge insertion and removal even if the printer is stored in a rack.



Effective heat and dust case design.

The case design provides efficient cooling of the thermal head and power supply unit, with air ducts to provide a gentle flow of side intake air to the front of the unit. Cleans dust better than other conventional units and performs safely for an extended period of time.

S-size  
100x94

L-size  
148x100

Front display panel

Smart Stow Control panel

Easy to install paper cassette.



Adoption of a logically smooth-shaped slot to accommodate paper cassette insertion from all possible angles. Allowing for smooth and secure paper cassette installation every time.

A paper catcher with room to spare.



The wide mouth paper catcher is built with leeway right and left, makes for smooth pickups for every printout.

Lighting function to track print status.



The paper eject port comes equipped with lighting functions. Ordinary lighting, shutoff and also blinking, when printing. The amount of illumination can be changed in three stages depending on the room brightness. The unit illuminates during printout. This is a convenient feature in dark rooms.

NEW  
**CP30W**  
VIDEO COPY PROCESSOR

# mitsubishi VIDEO COPY PROCESSOR

## Specifications

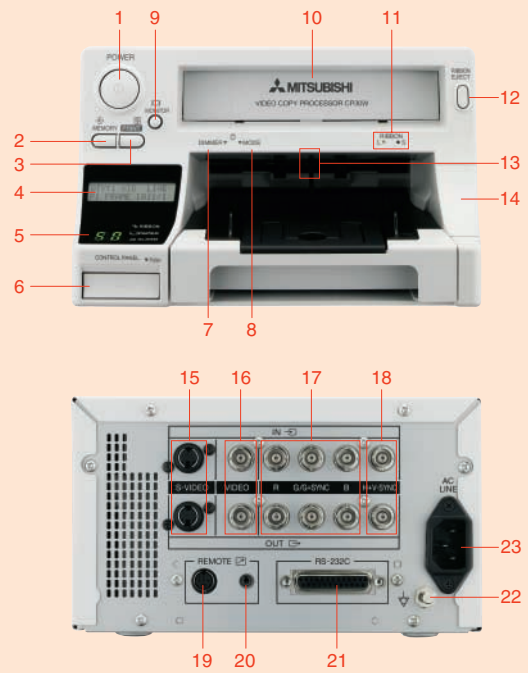
Items	Contents	
Printing system	Dye Sublimation Thermal Transfer Full-Color System	
Head resolution	423DPI	
Print resolution (Dots)	S-size: 1600 x 1200 L-size: 2100 x 1600	
Gradation	256 gradation each for YMC 16.7 million colors	
Printing paper	Cut sheet	
Ink ribbon	Standard type	Y (Yellow)+ M (Magenta)+C (Cyan) (ribbon cartridge only)
	Overcoat type	Y (Yellow)+ M (Magenta)+C (Cyan)+ Overcoat (ribbon cartridge only)
Paper size	S-size: 100 x 94mm L-size: 148 x 100mm	
Photo print size	S-size: 96 x 72mm L-size: 126 x 96mm	
Paper capacity	Standard type	S-size: 80 sheets L-size: 50 sheets
	Overcoat type	S-size: 60 sheets L-size: 40 sheets
Printing time (for standard type)	S-size:	Approximately 16 seconds
	L-size:	Approximately 25 seconds
Interface	RGB Analog, S Video, Composite Video	
Input Signal	PAL / NTSC Dual interface (Auto-switch)	
Memory Capacity	8-Frame Memory	
Control terminal	RS-232C (D-SUB25 Pin) Rear-mounted Remote Port (MINI DIN 8 Pin, Stereo mini-jack)	
Dimensions	Width 212(8.35") x Height 125(4.9") x Depth 425(16.7") mm	
Weight	Approximately 7.3 kg (main unit only)	
Power Supply	120V AC 50/60Hz, 220-240V AC 50/60Hz	
	120V AC 50/60Hz : 1.7A(while printing) 0.3A(while idle)	
Power consumption	220-240V AC 50/60Hz : 1.0A(while printing) 0.3A(while idle)	

\*The printer is not a medical device. Any printed images are for reference only and it should not be used for diagnosis.

## Options (paper/ink ribbon sets)

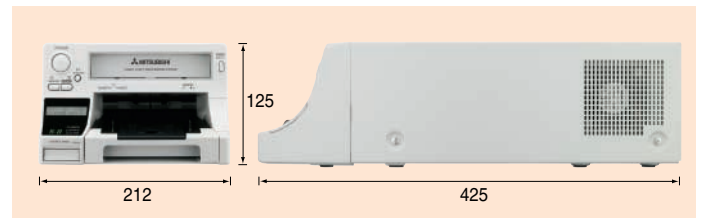
Model Name	Specifications
CK30S	S-size printing paper & ribbon cartridge 80 sheets x 3 packs
CK30L	L-size printing paper & ribbon cartridge 50 sheets x 4 packs
CK30S4P	S-size overcoat printing paper & ribbon cartridge 60 sheets x 3 packs
CK30L4P	L-size overcoat printing paper & ribbon cartridge 40 sheets x 4 packs

## Part Names



1.POWER Button 2.MEMORY Button 3.PRINT Button 4.Liquid Crystal Display 5.Status Display indicator 6.Control Panel 7.DIMMER Button 8.MODE Button 9.MONITOR Button 10.Ribbon Cartridge Insert Slot 11.Ribbon Size Indicator 12.Ribbon Eject Button 13.Stack Sensor 14.Dial Cover 15.S-VIDEO Image Input/Output Terminal 16.VIDEO Image Input/Output Terminal 17.RGB Analog Input/Output Terminal 18.Synchronous Signal Input/Output Terminal 19.REMOTE2 Terminal (MINI DIN8 Pin) 20.REMOTE1 Terminal (Stereo Jack) 21.RS-232C Connection Port 22.Equipotential terminal 23.AC LINE Socket

## External Dimensions (Units/mm)



**HEAD OFFICE**  
1 Parliament Street  
PO Box 30-772, Lower Hutt  
Phone 04 560 9100  
Fax 04 560 9130

**AUCKLAND**  
Unit 1, 4 Walls Road  
PO Box 12-726, Penrose  
Phone 09 526 9340  
Fax 09 526 9369

Distributed by **B D T**

**CHRISTCHURCH**  
Suite 2, Level 1, 37 Mandeville Street  
PO Box 1604  
Phone 03 341 7052  
Fax 03 341 7054